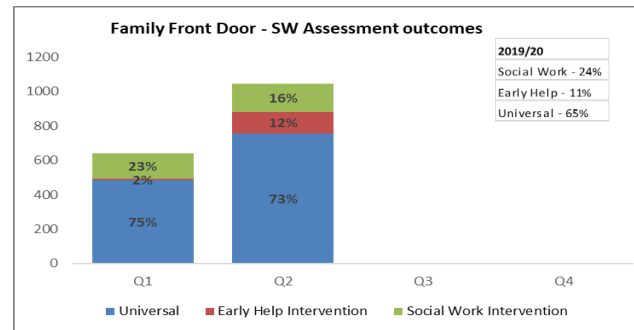
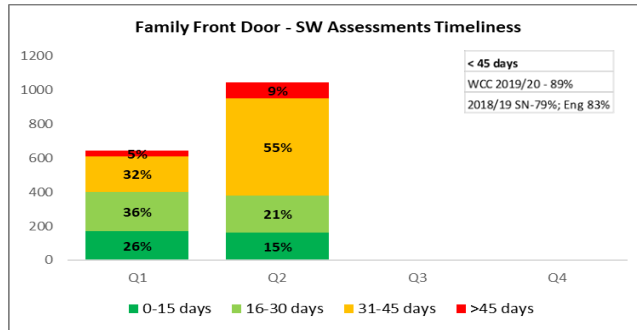
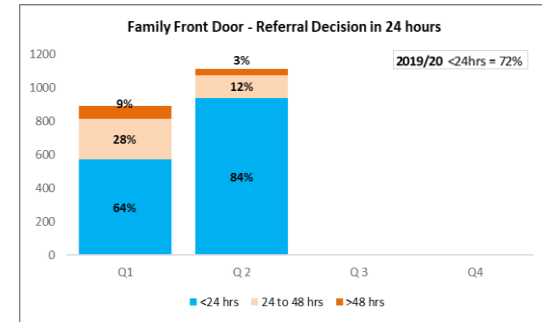
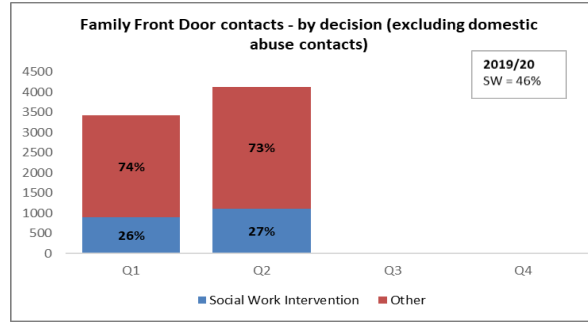
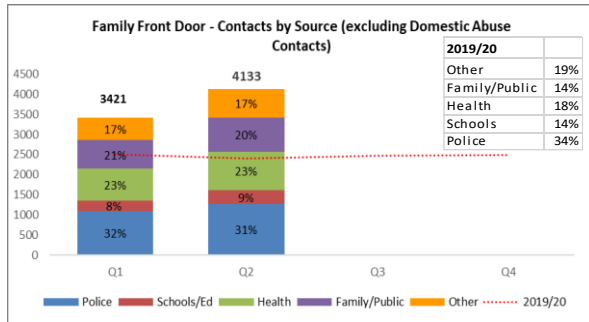


Family Front Door



We have seen a rise in demand for services at our "front door" from an average of 1000 per month to 2000 since the start of the Covid pandemic.

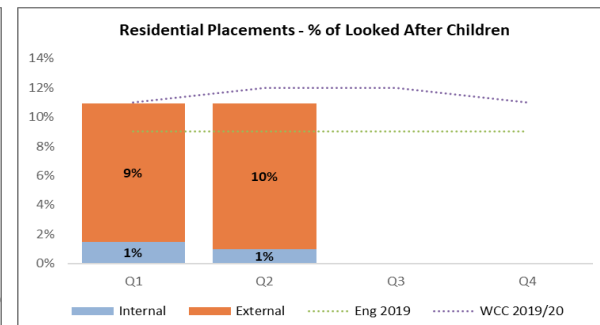
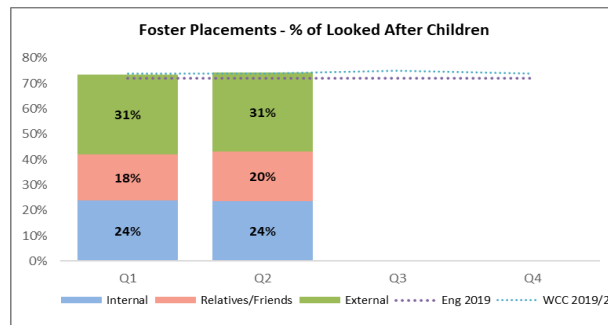
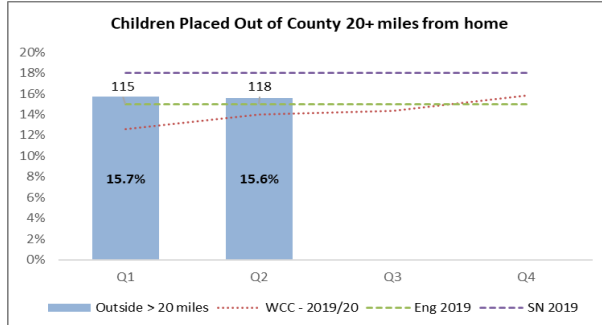
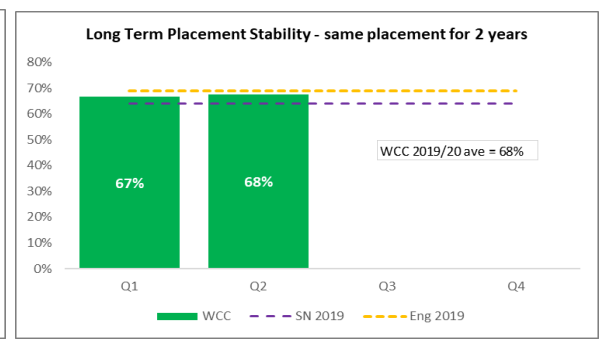
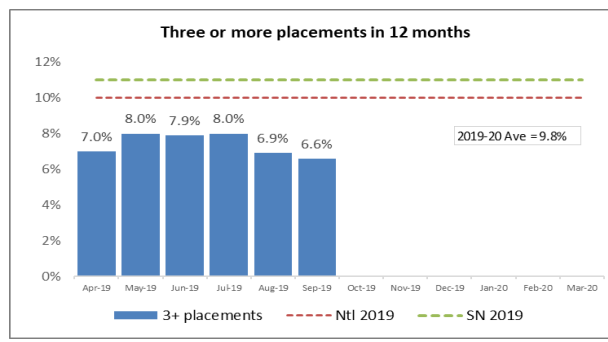
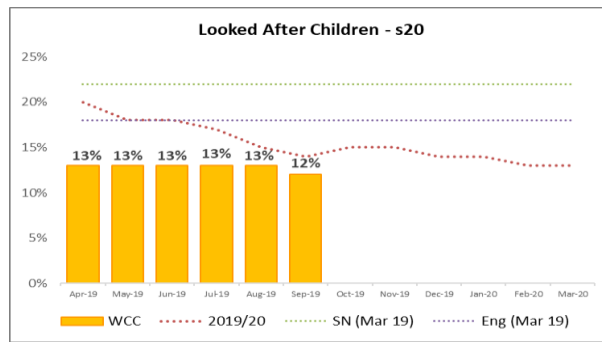
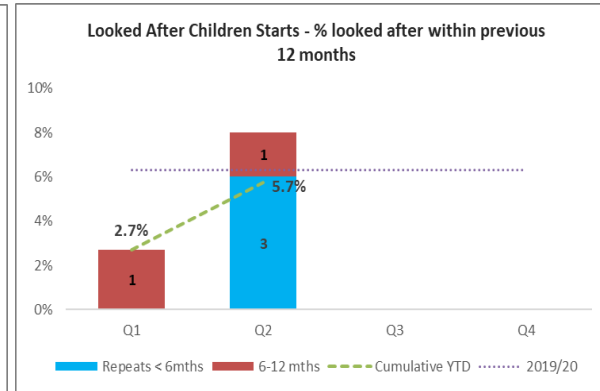
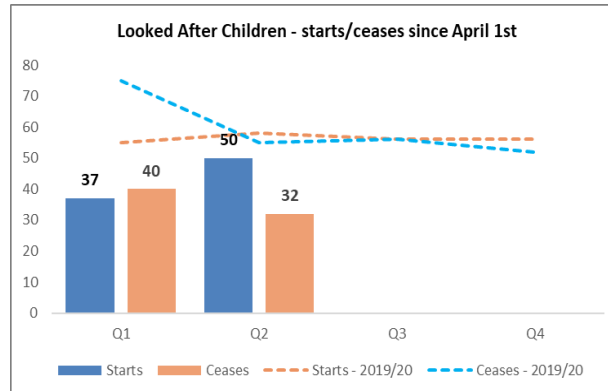
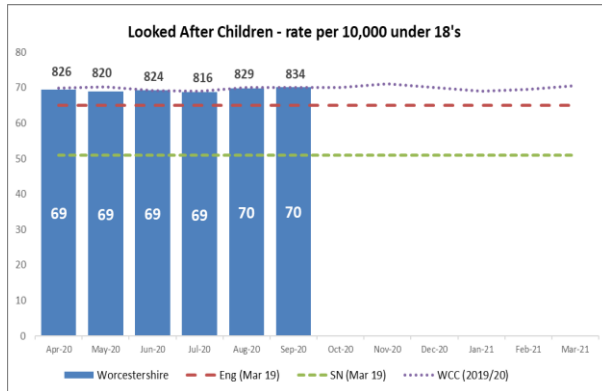
The % of contacts that meet the threshold for a SWA had improved from 45% to 50% pre covid but this had dropped to an average of 25%.

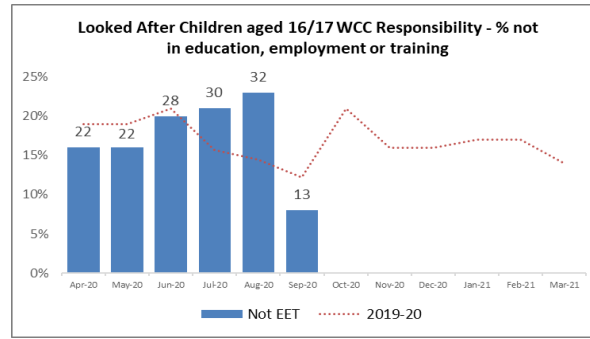
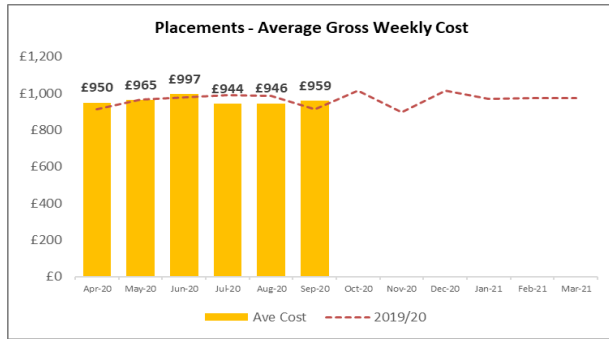
The content of referrals is showing both high end risk, with some very serious harm case is being presented and conversely extreme low level concerns that continued to be presented at FFD as opposed to referred into universal or early help services.

Whilst we can't say we have identified all "hidden harm" from a Safeguarding assurance perspective we are confident that professionals and the public know where to refer concern for the welfare of children but we remain concerned that professionals and family knowledge of what early help services are available and the meaningful accessibility to these services is insufficient and as such continues to impact on presentation of low level concerns at the family front door.

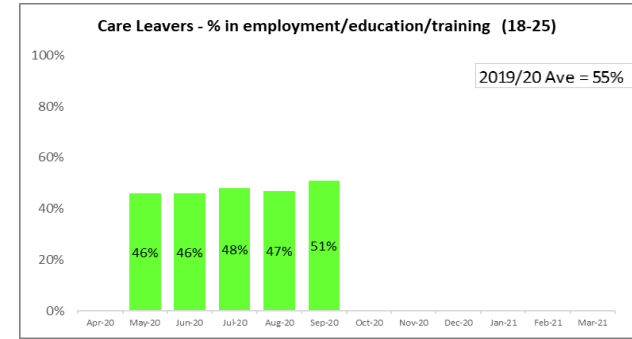
Mental Health and Self Harm have seen a 82% and 151% rise respectively as risk factors identified in our social worker assessment over 18/19 and 19/20. It is of note that this data does not yet include the covid impact we will see in 20/21. This is linked to the "socially unacceptable behaviours" risk factor we have seen increase by 80% and is highlighted significantly in our edge of care referrals.

Through Care - Looked After Children and Care Leavers





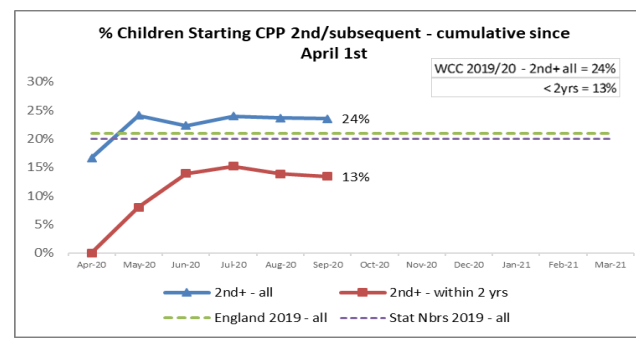
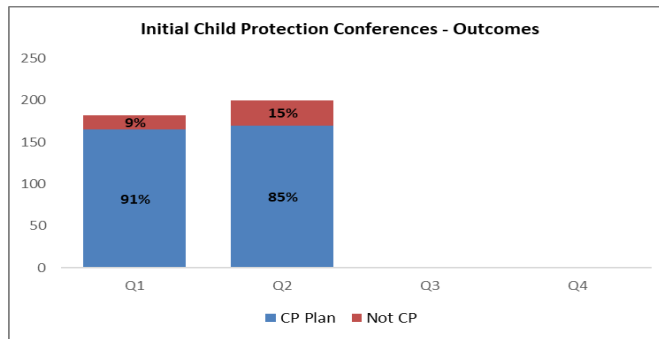
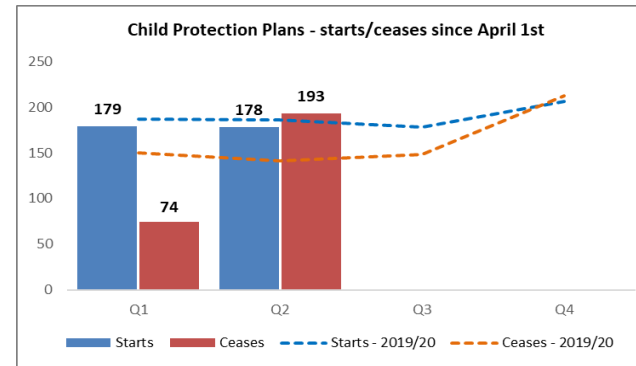
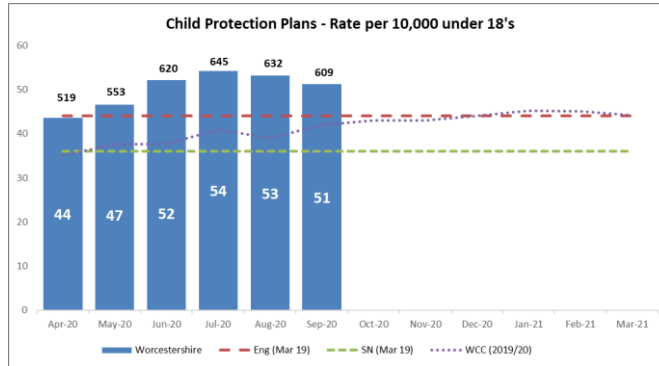
No comparator data is available for this indicator



Care Leavers 19-21 in Employment, Education or Training as at 30 Sep 2020: **47%**. Latest comparative figure for age 19-21 using national annual snapshot methodology (2018/19) - Statistical Neighbours: **53%**, England: **52%**

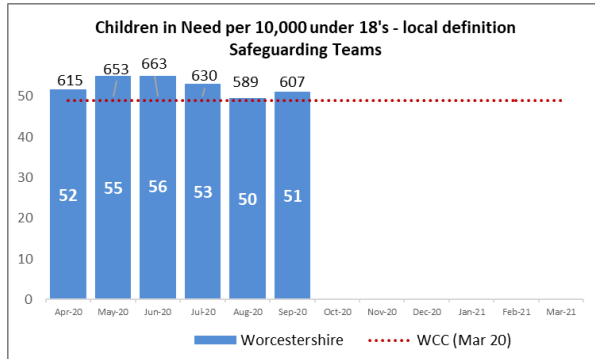
Looked after children numbers continue to rise, although prevention of care still remains positive. New accommodations year to date are less than seen this period last year but the numbers exiting care have still not reached normal levels thus impacting on the overall numbers of children in our care. Cases open to care proceedings have all now been identified with court dates so we will see care and permanency planning for these children progress over the next few months. Other exit care planning such as rehabilitation to parental care or moves to semi/independent living has resumed but continues to be effected by Covid and local/national lockdown measures. Through "lockdown" we saw stability in placements and reduced missing incidents. However care planning for children and young people that involved rehabilitation to parental care and moves to semi/indep living were delayed as restrictions were in place.

Child Protection

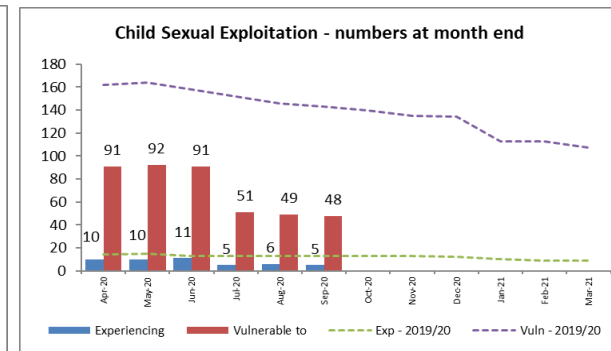
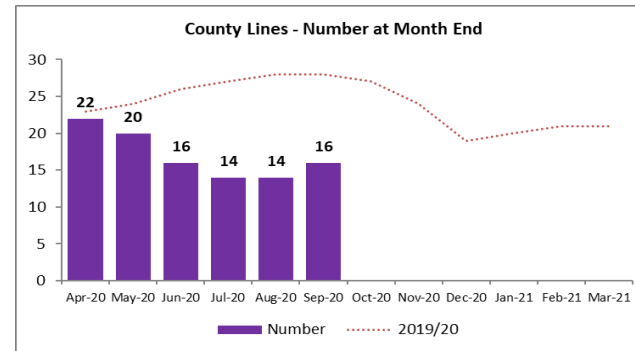
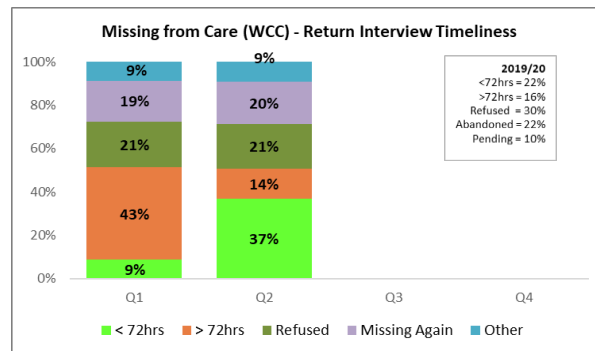
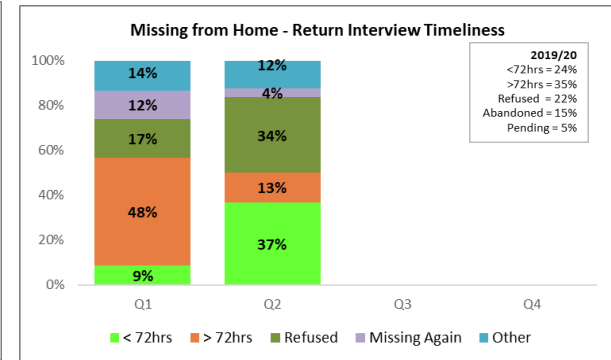
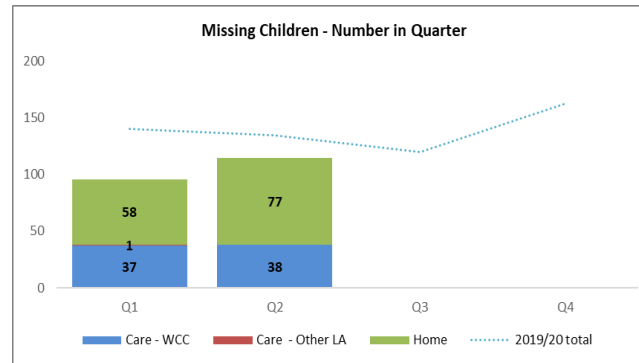


Child protection numbers are now above Statistical Neighbours and England averages. This is most certainly a reflection of our Covid protocol where children were not removed from child protection plans April – June 20 due to the more limited ability to complete direct work and incorporate partnership contributions to the social work assessment. Maintaining child protection plans in place for these children during Covid 19 and specifically during the early national lockdown and school closures is in our view safe practice.

Children In Need



Child in Need Census (wide definition) - rate per 10,000 at 31 March 2019 - WCC= 305; Statistical Neighbours = 287; England = 334



Development of our "Get Safe" model of working with child exploitation across the levels of need has enabled us to identify more children and young people and identify potential risks earlier. We have seen a 116% increase in assessments identifying "Get Safe" exploitation risk factors.

Staffing

